

Assignment 2: Play FAUhalma

AI-1 Systems Project (Winter Semester 24/25)

Jan Frederik Schaefer

Friedrich-Alexander-Universität Erlangen-Nürnberg, Department Informatik

Topic: Adversarial Search
Due on: January 12, 2025
Version from: October 28, 2024
Author: Jan Frederik Schaefer

1 Task Summary

Implement an agent for a variant of the game Sternhalma/Chinese checkers [CC], which we will call FAUhalma. For evaluation, your agent will compete on our server at <https://aisysproj.kwarc.info>.

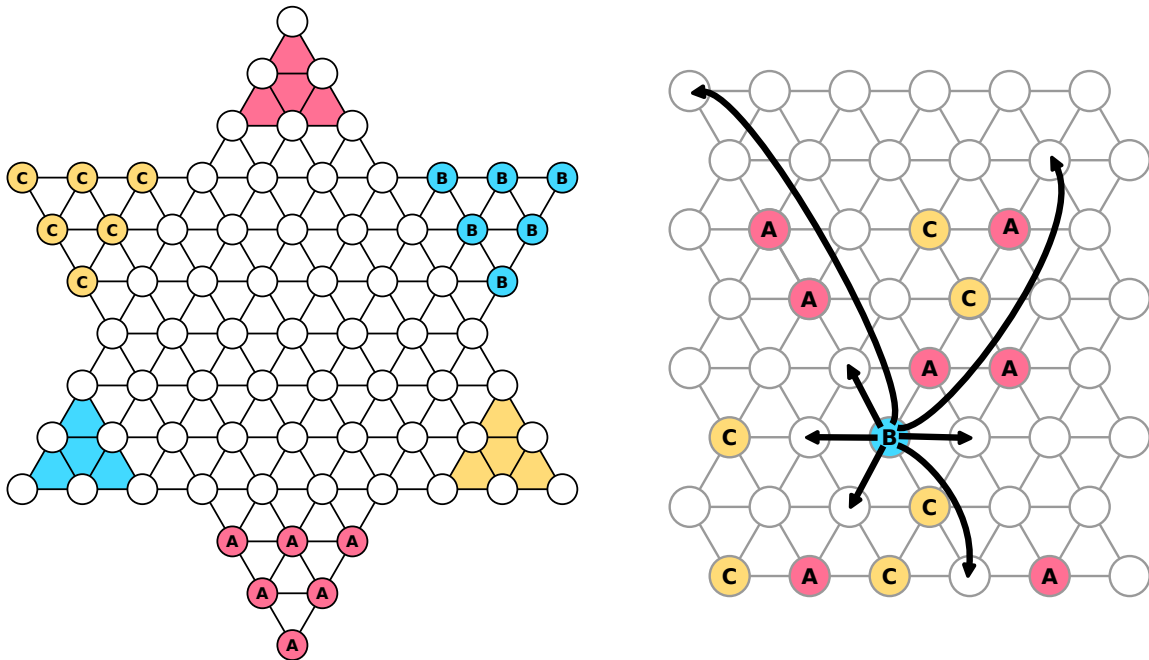


Figure 1: Starting position for a game of FAUhalma with players *A*, *B* and *C* (left) and an illustration of the move rules (right).

Didactic objectives

1. Gain some experience with implementing and adapting algorithms for adversarial search,
2. learn how to work with a non-rectilinear grid,
3. get to know the JSON format (if you do not know it already).

Prerequisites and useful methods

1. Adversarial search (as discussed in the AI lecture),
2. search in general.

2 Rules of FAUhalma

FAUhalma is a 3-player game, modified from the original game Sternhalma/Chinese checkers [CC] for AISysProj. Like the original, FAUhalma is played on a star-shaped board. Each player has several **pegs**, which originally reside in the player's **starting corner**. The goal of each player is to move their pegs into the opposite corner (the **home**) as quickly as possible. Figure 1 illustrates the starting position and the homes (shaded areas). Players take turns counterclockwise. When it is their turn, a player moves one of their pegs by either moving it to an adjacent space or by hopping over other pegs (see Figure 1). Here are the move rules in more detail:

- **Simple move:** Move the peg to an adjacent empty space (in any direction).
- **Jump:** Jump over multiple spaces in a straight line. This is only allowed if a) at least one of the intermediate spaces is occupied by a peg, b) and the intermediated spaces are occupied in a symmetric pattern. Figure 1 shows a few examples.
- **Swap rule:** Spaces in the home of the moving player that are occupied by an opponent's peg can also be considered empty for the rules above. If a peg is moved from S_1 to S_2 and S_2 is occupied by an opponent's peg, then the peg from S_2 is moved to S_1 , i.e. the pegs are swapped. The swap rule prevents players from blocking each other by moving pegs into their opponents' homes. In practice, this rule is rarely used.

It is theoretically possible that a player has no legal move. In that case the blocked player loses. The first player who has moved all their pegs into their home wins. The remaining players compete for the second place.

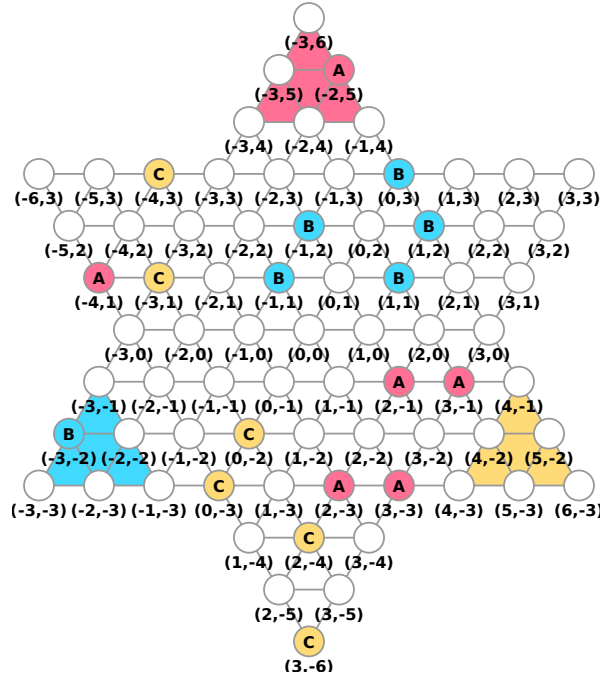


Figure 2: Coordinate system for FAUhalma.

3 Coordinates, Positions and Moves

To test your agents, we need to have a standardized way of sharing moves and positions, which will be discussed in this section.

3.1 Coordinate System

We will refer to the spaces using a coordinate system. Figure 2 illustrates what coordinates correspond to which space. As you can see, every space is associated with a coordinate pair (x, y) . However, the x -axis and y -axis are not orthogonal in the normal visualization. Working with such a grid can be somewhat tricky. Maybe you can find an elegant way?

3.2 Representation of Positions

The server sends you the position (game state) as a JSON object, indicating where each agent has its pegs. For example, the position shown in Figure 2 would be represented as

```

{"A": [[3, -3], [3, -1], [-4, 1], [-2, 5], [2, -1], [2, -3]],
 "B": [[1, 2], [-1, 2], [-3, -2], [0, 3], [-1, 1], [1, 1]],

```

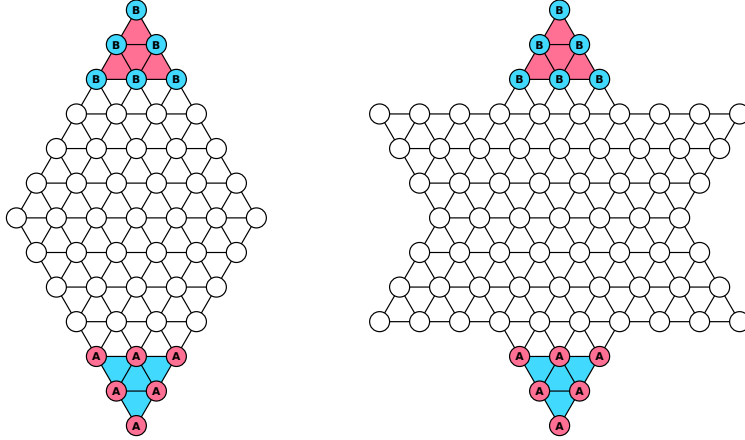


Figure 3: The starting positions of simplified FAUhalma variants.

```
"C": [[3, -6], [2, -4], [-4, 3], [-3, 1], [0, -2], [0, -3]]
```

Your agent is always player *A*.

3.3 Representation of Moves

Moves are represented as a JSON list of coordinate pairs, where the first coordinate pair indicates the peg you want to move and the last one indicates what space you want to move the peg to. For example, these would be valid moves for player *A* in Figure 2:

- $[-2, 5], [-1, 4]$
- $[-2, 5], [3, 0]$

3.4 Simplified variants

The server also has two-player variants of FAUhalma, using either the star-shaped board of FAUhalma or a rhombic board, which is basically a star-shaped board with some corners cut-off (Figure 3). The variants have the same coordinate system and move rules as the standard variant of FAUhalma. You do not have to support these environments, but they might be easier for getting started and give partial points (see Section 6).

4 Evaluation: Playing on the Server

Your agent will be evaluated by playing on our server: <https://aisysproj.kwarc.info>. In a two-player game, your agent will get 1 point if it finishes first and 0 points otherwise. In a

three-player game, your agent will get 2 points for finishing first, 1 point for finishing second and 0 points for finishing last. Your agent will be rated by taking the average points of 50 consecutive games. The server remembers your best rating of 50 consecutive games. You can see your agent's ratings and games on the web interface of <https://aisysproj.kwarc.info>.

The server has several environments for evaluating your agent with differing settings. Section 6 provides an overview of the environments. For each environment on the server, your team repository will contain one configuration file with credentials that you can use to test your agent in that environment.

The assignment repository [AR] has a Python script that takes care of the server interaction. Essentially, all you have to do is implement a function that, given a position, returns a move. The script will get the positions from the server and send back the moves returned by your function. If you would like to use a different programming language, you are of course welcome to implement the protocol (see [CSP]) yourself and we will try support you. In that case, it would be nice if you share your implementation so that other/future students can use it as well.

5 What to submit

Your solution should be pushed to your gitlab repository for this assignment. Concretely, the repository should contain:

1. all your code for solving this assignment,
2. a README.md file explaining
 - i. dependencies (programming language, version, external libraries and how to get them),
 - ii. how to run your code for a server environment,
 - iii. the repository structure,
 - iv. anything else we should know,
3. a solution summary (see [SoS] for more details – it should describe the main ideas, not document the code).

6 Points

The total number of points for this assignment is 100. You can get up to 20 points for the quality of the submission (README, solution summary, ...). Furthermore, you can get up

to 80 points for the strength of your agent. Each environment allows you to get a certain numbers of points if your agent is strong enough. When grading, we will only consider the environment in which you would get most points (we do not add up results from different environments). That means that you do not have to run your agent on every environment and you can get full points if you only run it on the most difficult one where you can get 80 points.

Note: It is okay if your agent is a bit “lucky” and gets a slightly higher rating than it usually does. We will use the best rating on the server for your grade, assuming that we can reproduce a similar performance (i.e. if you get a 1.03 rating on the server and we get a 0.94 rating that is okay – if you get a 1.03 rating on the server and we get a 0.31 rating when testing it, we might ask some questions).

Config file	Shape	Players	Points
ws2425.1.2.1.json	rhombus	2	30 if rating > 0.5
ws2425.1.2.2.json	star	2	40 if rating > 0.5
ws2425.1.2.3.json	star	2	55 if rating > 0.5
ws2425.1.2.4.json	star	2	60 if rating > 0.5
ws2425.1.2.5.json	star	3	55 if rating > 0.5; 65 if rating > 1.5
ws2425.1.2.6.json	star	3	70 if rating > 1.0
ws2425.1.2.7.json	star	3	75 if rating > 1.0
ws2425.1.2.8.json	star	3	80 if rating > 1.0

References

- [AR] *Repository for Assignment 2: Play FAUhalma*. URL: <https://gitlab.rrze.fau.de/wrv/AISysProj/ws2425/a1.2-play-fauhalma/assignment>.
- [CC] *Chinese checkers*. URL: https://en.wikipedia.org/wiki/Chinese_checkers (visited on 11/10/2021).
- [CSP] Jan Frederik Schaefer. *AISysProj server – Clients and server protocol*. URL: <https://aisysprojserver.readthedocs.io/en/latest/clients.html>.
- [SoS] *Solution Summary*. URL: <https://gitlab.rrze.fau.de/wrv/AISysProj/admin/general/-/blob/main/solution-summary.md>.